

EXAMS



Exam sessions

You can choose to take your exams in the

- Extraordinary session (from 11/12/24 to 21/12/24)

AND/OR

- Winter session (from 07/01/25 to 15/02/25)

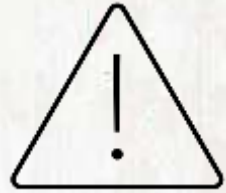
BUT REMEMBER

Lesson attendance registration (Rileva presenza)



- Students are required to attend at least **50 %** of a course lessons in order to be allowed to take the corresponding exam in the **extraordinary** session and the **first call** of the Winter session.
- Students who have **not** attended at least 50% of a course lessons will be **exclusively** allowed to participate in the last two calls of the Winter session in **January and February** in person. It is not possible to take exams online.


Lesson attendance registration (Rileva presenza)



- ✓ Students **must** register their attendance digitally through the UERClass app.
- ✓ In the unlikely event of malfunctioning of the UERClass app, students need to **immediately inform** the professor at the end of the same lesson, so that he/she can manually register the student's attendance at the end of the same lesson. It is **not possible** to allege at the end of the semester that the minimum attendance has not been registered because of malfunctioning of the UERClass app.

Dates

The exam dates are published on [UER website](#)
(International Students> Calendar, exams and attendance).



Exam overlap

In case you have two exams the same day at the same hour, you will have to take one of the exams on a different exam session:

- You cannot request the exam date to be changed.
- You cannot take the exam online.

Exams process

1st Step: Register for the exam

2nd Step: Take the exam

3rd Step: Accept the grade

1st Step: Register for the exam

You need to register for each exam **from 14 days up to 5 days before the exam**. If you don't, you will miss the exam call, meaning you will have fewer opportunities to pass your exam.

In [this guide](#) you will find the instructions on how to register for the exams.



2nd Step: Take the exam

Exams will be held **in person**. Please find the classroom where the exam will take place in MYUER app (section “Exam calendar”) within 5 days before the exam.

In Italy, exams are mostly **oral**. Check with your professor whether you are going to have an oral or/and a written exam




3rd Step: Accept the grade

You need to **accept your grade** after receiving it (this process is called *verbalizzazione*). **If you do not accept your grade within the established time, it will be taken for granted that you refuse the grade, so you will lose the grade.**

In [this guide](#) you will find the instructions on how to accept/refuse the grade:

Grading system

Please mind the [equivalence](#) with the Italian grading system when accepting/refusing your grade.



VINCE IN BONO MALUM



Università
Europea di
Roma